

For boiler operating pressures from  
0 to 250 psig



# Bryan Blowdown Separator

Inlet Diameters  $\frac{3}{4}$  in to 2 in

## Separate steam from blowdown water efficiently

For new installations or retrofitting to existing boilers, Bryan Blowdown Separator vents off pressure from blowdown water and tempers it to an acceptable level before draining to the outside. Dry steam vents to the atmosphere. Stainless steel wear plate protects inlet connection. Large vent connection insures quiet operation. Built to ASME code Section VIII for 150 psig. Standard sizes for boilers up to 250 psi, models for higher pressures available.

Standard unit is furnished with grey primer, optional enamel paint finish is available.



### AFTERCooler

An optional aftercooler with automatic temperature regulating valve can be used to automatically cool blowdown water entering the drain to prevent release of thermal pollution into the environment.

### FLOORSTAND

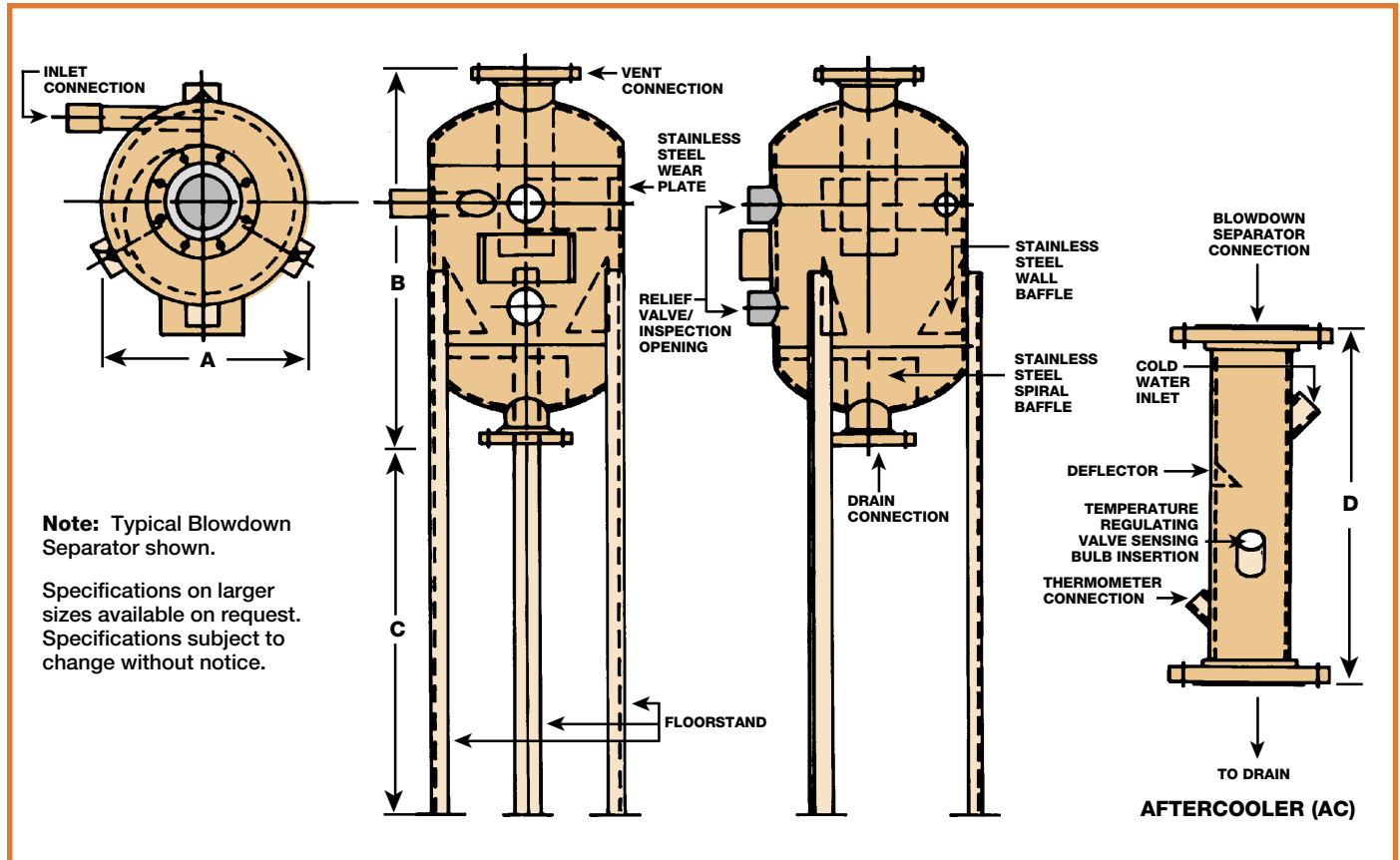
Legs with floor pads are standard.

Wall mounting bracket optional.



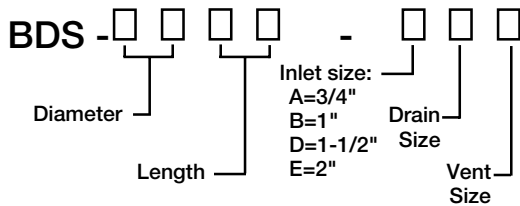
# BRYAN ACCESSORIES

# Bryan Blowdown Separator



MODEL NUMBER	Boiler Blowdown Size				Shipping Weight (lb.)	DIMENSIONS (in.)			
	<sup>3</sup> / <sub>4</sub> "	1"	1 <sup>1</sup> / <sub>4</sub> -1 <sup>1</sup> / <sub>2</sub> "	2"		Dia. (A)	Height		
	Operating Pressure Ranges						Tank (B)	Stand (C)	AC (D)
BDS-1030-A22	0-150#	—	—	—	121	10	30	30	20
BDS-1030-B23	151-250#	0-150#	—	—	129	10	30	30	20
BDS-1630-D34	—	150-200#	0-40#	—	211	16	30	30	20
BDS-1630-D44	—	201-225#	41-120#	—	218	16	30	30	20
BDS-1630-D45	—	226-250#	121-200#	—	221	16	30	30	20
BDS-1630-E55	—	—	201-250#	0-150#	227	16	30	42	20

Model number designation



**Notes:**

1. Some unit selections require reduction of inlet connections.
2. All drain and vent flanges are 150 psi ANSI rated.
3. All units are rated 150 psig—ASME code Section VIII.
4. If a "2" is listed for the vent and/or drain, the actual size of the vent and/or drain will be a 2-1/2" threaded coupling.
5. All sizes 3" and larger are 150 lb flange connections.

Dimensions and specifications are subject to change without notice. Consult factory for certified dimensions.



**Bryan Steam LLC — Leaders Since 1916**  
 783 N. Chili Ave., Peru, Indiana 46970 U.S.A.  
 Phone: 765-473-6651 • Internet: www.bryanboilers.com  
 Fax: 765-473-3074 • E-mail: bryanboilers@iquest.net